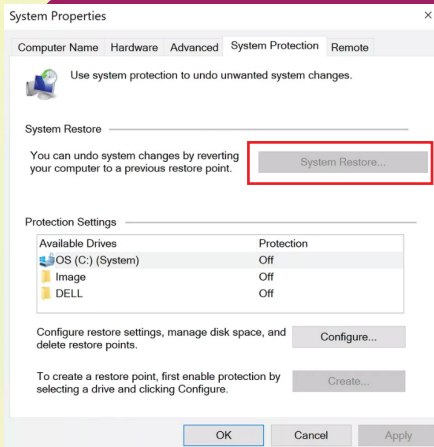


# Steps to secure your Windows 10 machine

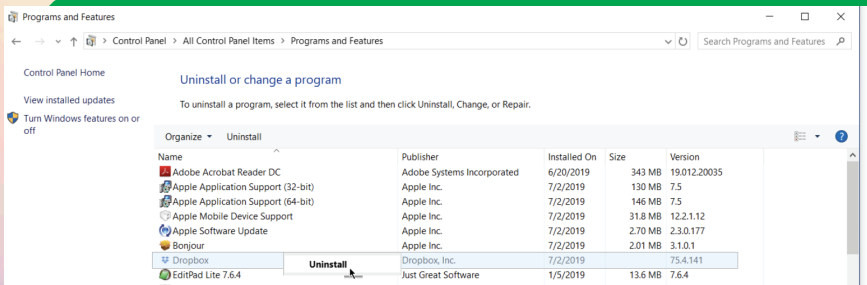
Securing your Windows 10 machine doesn't have to be complicated. With a quick run-through, you can enable some of the basic security features of the operating system -- and disable some of the more annoying ones -- without compromising your device.

1



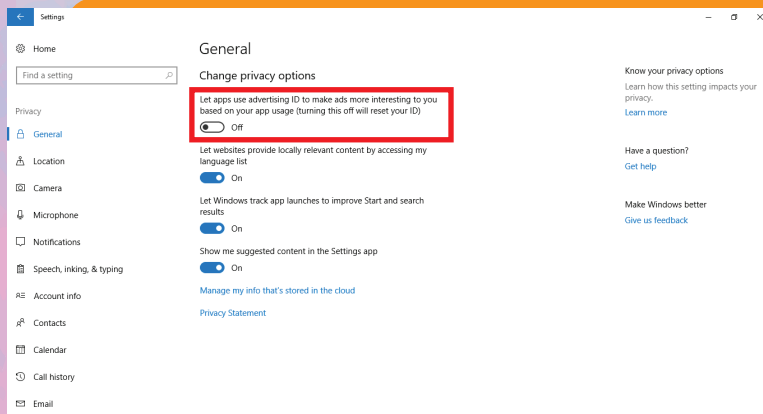
## Enable system restore

2



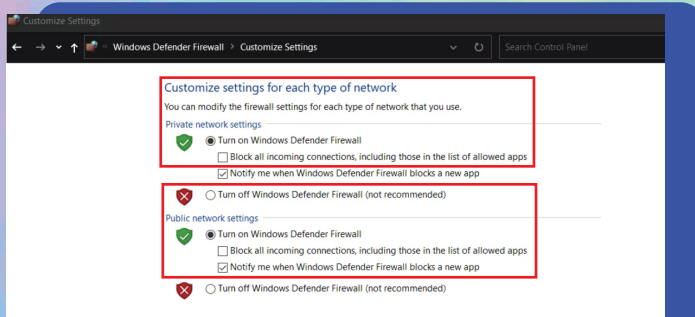
## Remove unwanted or trial-version software

3



## Disable ad tracking shut down talkerware

4



## Enable your firewall and antivirus

# SCAMS & FRAUDS



**GEMMA**  
know, plan, act.

 **eSkills**  
eSkills Malta Foundation